

IMPARTIAL

INDEPENDENT

CONFIDENTIAL

INFORMAL

ACCESSIBLE

رَأَى الْبَيْتَ فِي الْمَدِينَةِ

رَأَى الْبَيْتَ فِي الْمَدِينَةِ

رَأَى الْبَيْتَ فِي الْمَدِينَةِ

رَأَى الْبَيْتَ فِي الْمَدِينَةِ

رَأَى الْبَيْتَ فِي الْمَدِينَةِ

رَأَى الْبَيْتَ فِي الْمَدِينَةِ

رَأَى الْبَيْتَ فِي الْمَدِينَةِ

رَأَى الْبَيْتَ فِي الْمَدِينَةِ

رَأَى الْبَيْتَ فِي الْمَدِينَةِ

رَأَى الْبَيْتَ فِي الْمَدِينَةِ

رَأَى الْبَيْتَ فِي الْمَدِينَةِ



... ( % ), ... / ( % ), ... ( % ), ... ( % ), ... / ( % ).

- ... / ... ( ... ),
- ... ( ... ),
- ... ( ... ),
- ... ( ... ),
- ... ( ... )



... ..

*The meeting with [the chair] went well. There was one open spot in the... cohort so I am enrolled in the... Practicum course again and it seems to be a good fit for me... I wanted to thank you again for all your help this past month with my situation. I would not be in the position I am now without your support. I am very grateful. I will be sure to reach out again if something changes, but I am confident the practicum will go much better than it did.*

The diagram consists of a grid of nodes and connections. The nodes are arranged in a grid-like pattern, with some nodes highlighted in black. The connections are represented by vertical and horizontal lines. The diagram is divided into several sections by vertical lines. The top section contains a grid of nodes with some nodes highlighted in black. The middle section contains a grid of nodes with some nodes highlighted in black. The bottom section contains a grid of nodes with some nodes highlighted in black. The diagram is a technical drawing, possibly representing a network or a data structure.

/

*The Ombudsman brings the lamp of scrutiny to otherwise dark places,  
over the resistance of those would draw the blinds.*



1. The first part of the document discusses the importance of maintaining accurate records of all transactions and activities. It emphasizes that proper record-keeping is essential for ensuring the integrity and reliability of financial data. This section also highlights the need for transparency and accountability in all reporting.

2. The second part of the document focuses on the role of internal controls in preventing and detecting errors and fraud. It outlines the key components of an effective internal control system, including the separation of duties, authorization procedures, and regular monitoring and review. The document stresses that a strong internal control environment is crucial for protecting the organization's assets and ensuring the accuracy of its financial statements.

---





**&**

...	<b>165</b> (179 in 2021-22)	...
...	<b>2</b>	...
...	<b>167</b>	...
...	<b>164</b>	...
...	<b>1</b>	...
...	<b>~1%</b>	...

**e**

...	<b>494+</b> (503+ in 2021-22)	...
...	<b>2.9</b>	...
...	<b>18</b> (24 in 2021-22)	...

**e / 165**

...	<b>10</b>	...
...	<b>125</b>	...

**18 (7 2021-22)**



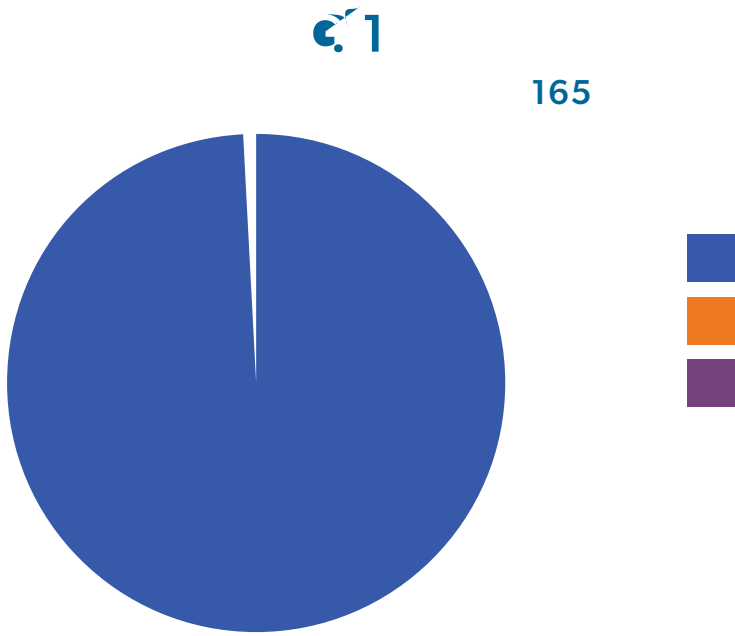

1. The first step is to identify the problem or goal. This involves understanding the current situation and what needs to be achieved. It is important to be clear and specific about the objectives.

2. Next, you need to gather information and resources. This could involve research, consulting experts, or identifying the tools and materials needed. Having a good understanding of the available resources is crucial for planning.

3. Once you have gathered the necessary information, you can start to develop a plan. This involves breaking down the goal into smaller, manageable tasks and determining the order in which they should be completed. It is also important to consider potential risks and how to mitigate them.

4. After the plan is developed, it is time to execute it. This involves putting the plan into action and monitoring progress. It is important to stay flexible and be prepared to make adjustments if necessary.

5. Finally, once the goal has been achieved, it is important to evaluate the results. This involves reflecting on what worked well and what could be improved for future projects. This evaluation can help you learn from your experience and become a more effective planner.



3

165

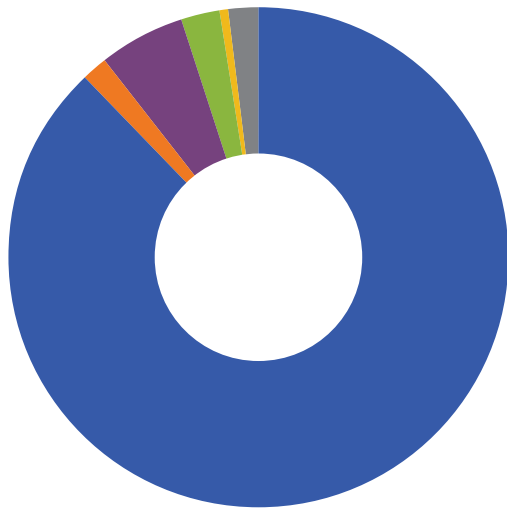


100% 100% 100%

## Examples

# 5

164



Blue	100%
Orange	2%
Purple	1%
Green	1%
Yellow	1%
Grey	2%

100%, 2%, 1%, 1%, 1%, 2%


## Example:

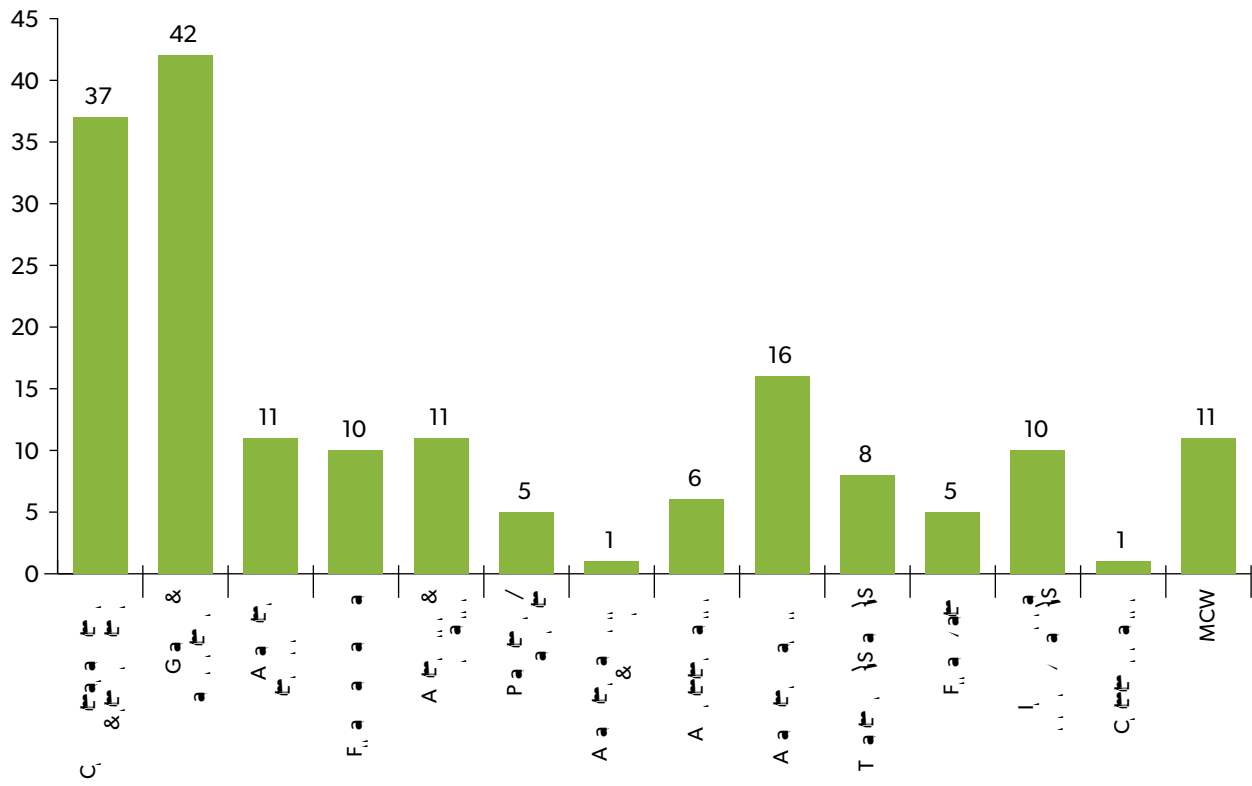
Example text block containing various symbols and characters.

€ 6



164





... .. ( ) ... .. ( ) ... .. ( ) ... .. ( ) ... .. ( )



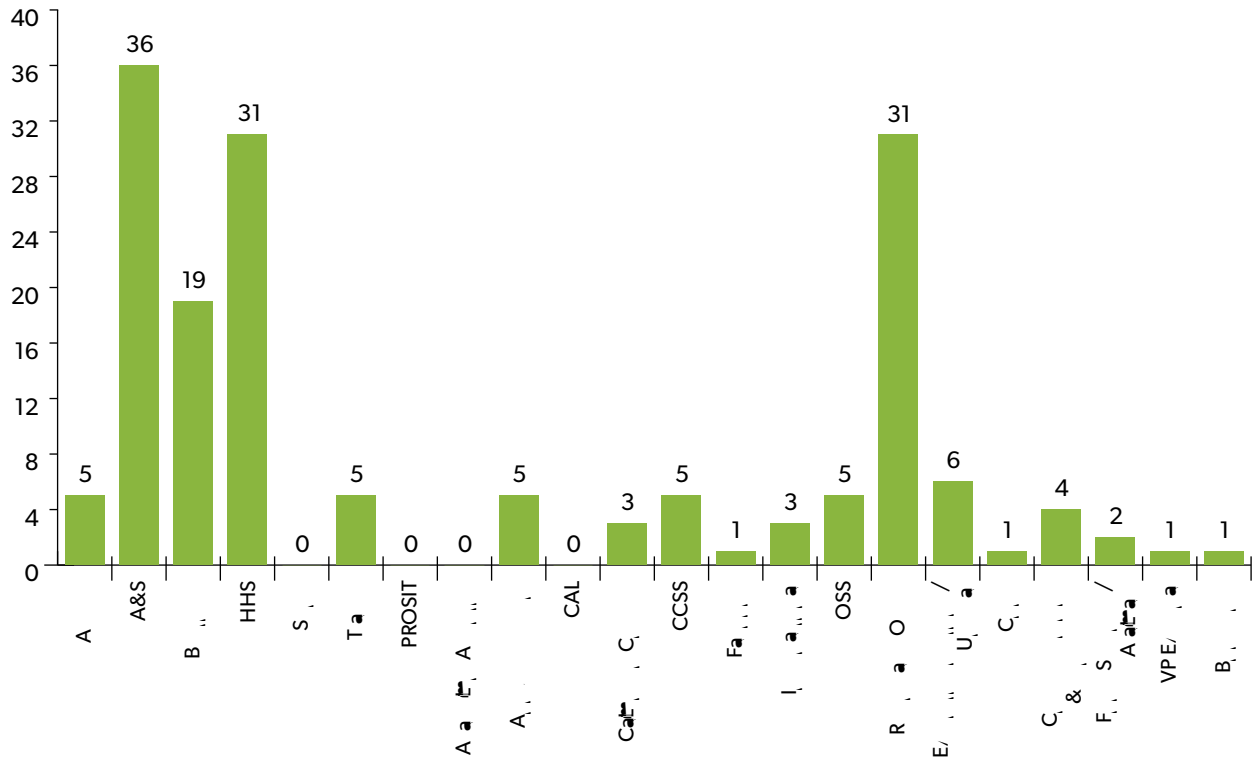
— 6 —

---

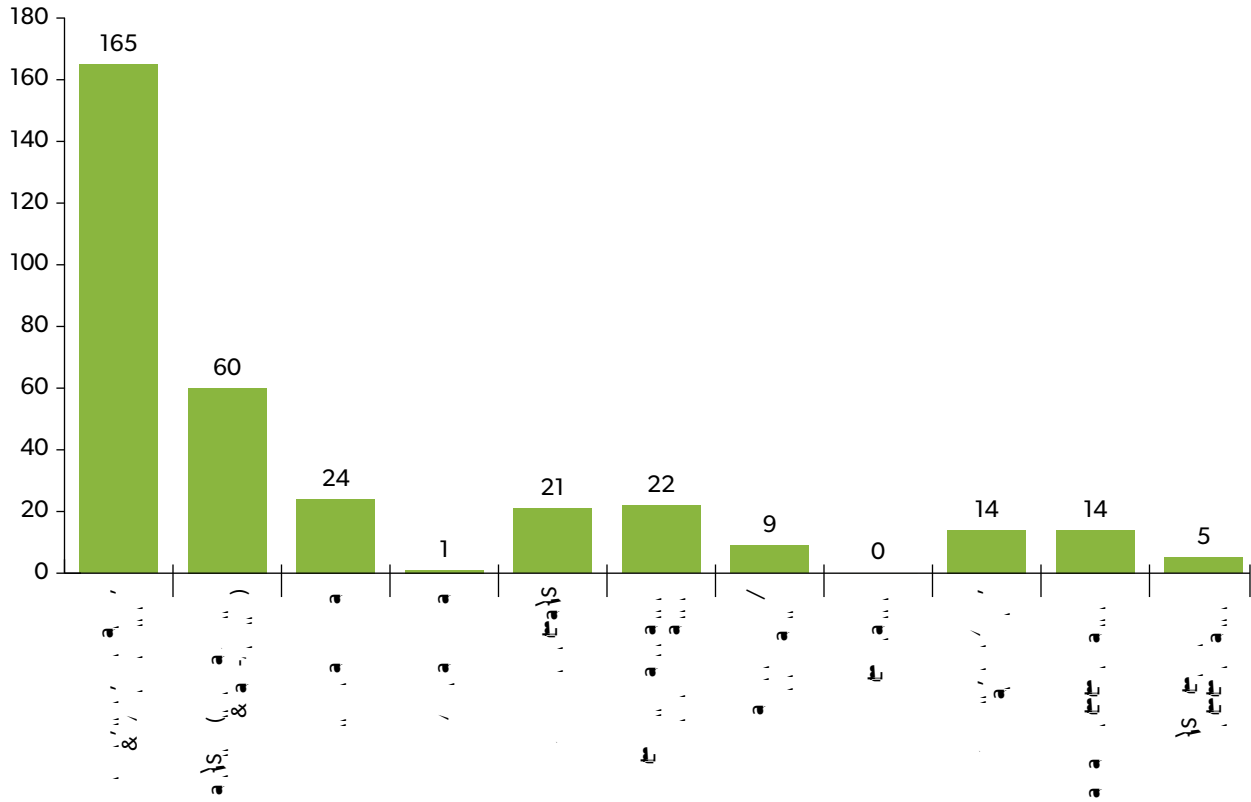
## Appreciation:

● *[Faint, illegible text]*

Examples:




... & ... ( ) ... & ...



Examples:

Examples:



FEEDBACK TO THE OFFICE




*I would express my acceptance of this situation. I believe it is beneficial for me to move forward. I greatly appreciate your understanding and support me during appeal period. Your guidance and encouragement have always been positive to me. Thank you for your attention to this matter.*











...  
 ...  
 ...  
 ...  
 ...



The first part of the document discusses the importance of maintaining accurate records of all transactions. It emphasizes that this is crucial for ensuring the integrity and transparency of the financial data. The text goes on to describe the various methods used to collect and analyze this data, highlighting the challenges involved in the process.

The second part of the document focuses on the implementation of these methods. It provides a detailed overview of the steps involved, from data collection to final reporting. The author also discusses the potential risks and limitations of the current approach, offering suggestions for improvement.



1. **Introduction**  
The purpose of this study is to investigate the effects of a new educational program on student performance. The program is designed to improve learning outcomes through a combination of traditional classroom instruction and innovative digital resources. The study aims to determine whether the program leads to significant improvements in test scores and student engagement compared to a control group.

2. **Methodology**  
The study employed a quasi-experimental design. Participants were divided into two groups: an experimental group that received the new program and a control group that received traditional instruction. Data was collected through standardized tests and surveys over a period of six months.

3. **Results**  
The results of the study indicate that the experimental group showed significantly higher scores on the standardized tests compared to the control group. Additionally, the experimental group reported higher levels of student engagement and satisfaction with the learning process.

4. **Conclusion**  
The findings suggest that the new educational program is effective in improving student performance and engagement. These results support the implementation of similar programs in other educational settings to enhance learning outcomes.

5. **References**  
The study references several key works in the field of educational technology and learning outcomes, including articles by Smith et al. (2018) and Johnson (2020).

6. **Appendix**  
The appendix contains supplementary materials, including the curriculum outline for the experimental program and the survey instrument used to measure student engagement.

7. **Conclusion**  
The study concludes that the new educational program is a promising approach to improve student performance and engagement. Further research is needed to explore the long-term effects and scalability of the program.

8. **References**  
The study references several key works in the field of educational technology and learning outcomes, including articles by Smith et al. (2018) and Johnson (2020).

9. **Appendix**  
The appendix contains supplementary materials, including the curriculum outline for the experimental program and the survey instrument used to measure student engagement.

10. **Conclusion**  
The study concludes that the new educational program is a promising approach to improve student performance and engagement. Further research is needed to explore the long-term effects and scalability of the program.

11. **References**  
The study references several key works in the field of educational technology and learning outcomes, including articles by Smith et al. (2018) and Johnson (2020).

12. **Appendix**  
The appendix contains supplementary materials, including the curriculum outline for the experimental program and the survey instrument used to measure student engagement.

13. **Conclusion**  
The study concludes that the new educational program is a promising approach to improve student performance and engagement. Further research is needed to explore the long-term effects and scalability of the program.

14. **References**  
The study references several key works in the field of educational technology and learning outcomes, including articles by Smith et al. (2018) and Johnson (2020).

15. **Appendix**  
The appendix contains supplementary materials, including the curriculum outline for the experimental program and the survey instrument used to measure student engagement.

16. **Conclusion**  
The study concludes that the new educational program is a promising approach to improve student performance and engagement. Further research is needed to explore the long-term effects and scalability of the program.

17. **References**  
The study references several key works in the field of educational technology and learning outcomes, including articles by Smith et al. (2018) and Johnson (2020).

18. **Appendix**  
The appendix contains supplementary materials, including the curriculum outline for the experimental program and the survey instrument used to measure student engagement.

19. **Conclusion**  
The study concludes that the new educational program is a promising approach to improve student performance and engagement. Further research is needed to explore the long-term effects and scalability of the program.





---

Camosun College

---

**OFFICE** of the **OMBUDSPE**

---

.....

---